


AD 220

Engine : Doosan
 Alternator : Mecc Alte
 Control System : P 732 control system



ISO8528

This generator set has been designed to meet ISO 8528 regulation.

SZUTEST

This generator set is manufactured in facilities certified to ISO 9001.



This generator set is available with CE certification.

2000/14/EC

Enclosed product is tested according to EU noise legislation 2000/14/EC

3 Phase Ratings, 50 Hz, PF 0,8

Voltage	Standby Rating (ESP)		Prime Rating (PRP)		
	kVA	kW	kVA	kW	Amp
400/230	220,00	176,00	200,00	160,00	288,00

Standby Rating (ESP): Applicable for supplying power to varying electrical load for the duration of power interruption of a reliable utility source. ESP is in accordance with ISO 8528. Overload is not allowed.

Prime Rating (PRP): Applicable for supplying power to varying electrical load for unlimited hours. PRP is in accordance with ISO 8528. 10 % overload capability is available for a period of 1 hour within 12-hour period of operation, in accordance with ISO 3046.

STANDARD SPECIFICATIONS

- Water cooled, Diesel engine
- Radiator with mechanical fan
- Protective grille for rotating and hot parts
- Electric starter and charge alternator
- Starting battery (with lead acid) including rack and cables
- Engine coolant heater
- Base frame design incorporates an integral fuel tank and anti-vibration isolators
- Flexible fuel connection hoses
- Single bearing, class H alternator
- Industrial exhaust silencer and steel bellows supplied separately
- Static battery charger
- Manual for application and installation

OPTIONAL EQUIPMENTS

ENGINE

- Fuel-Water Separator Filter
- Oil heater

ALTERNATOR

- Anti-Condensation Heater
- Over sized alternator
- PMG excitation + AVR
- Main line circuit breaker

CONTROL SYSTEM

- Automatic synchronising and power control system (multi gen-set Parallel)
- Transition synchronization with mains
- Remote annunciator panel
- Remote relay output
- Alarm output relays
- Remote communication with modem
- Earth fault, single set
- Charge Ammeter

OTHER ACCESSORIES

- Automatic or manual fuel filling system
- Manual oil drain pump
- Low and high fuel level alarm
- Residential silencer
- Enclosure: weater protective or sound attenuated
- Duct adapter (on radiator)
- Inlet and outlet motorised louvers
- Inlet and outlet acoustic baffles
- Trailer
- Tool kit for maintenance
- 1500/3000 hours maintenance kit
- Double wall chassis
- Main Fuel Tank

TRANSFER SWITCH

- Three Pole Contactor
- Four Pole Contactor
- Motor Switch

AD 220

Engine : Doosan
 Alternator : Mecc Alte
 Control System : P 732 control system

● DIESEL ENGINE SPECIFICATIONS

Manufacturer		Doosan		
Model		P086TI		
No. of Cylinders and Build		6 Cylinder, In Line		
Aspiration and Cooling		Turbo Charged and After Cooled		
Maximum Standby Power		1500 rpm		
		199,00 kW [267,00HP]		
Total Displacement	L	8,070		
Bore and Stroke	mm	111X139		
Compression Ratio		16,4:1		
Rated Speed (rpm)	rpm	1500		
Governor		Electronic		
Oil Capacity	L	15,50		
Coolant Capacity	L	48,50		
Intake Air Flow	m ³ /min.	12,10		
Radiator Cooling Air	m ³ /min.	250,00		
Exhaust Gas Flow	m ³ /min.	34,00		
Exhaust Gas Temperature	° C	580,00		
Start System		24 V d.c.		
Fuel Consumption	Load	%100	%75	%50
	L/h	43,10	31,70	21,10

● ALTERNATOR SPECIFICATIONS

Make		Mecc Alte
Model		ECO 38 2SN/4
Frequency	Hz	50
Power	kVA	200,00
Design		Brushless, 4 poles
Cos Phi		0,80
Phase		3
Voltage	V	400/230
Current	A	288,00
Insulation Class		H
Temperature		H
Stator		2 / 3 steps
Rotor		Single Bearing System, Flexible Disc
Excitation System		Electronic (AVR)


● DIEMENSIONS AND WEIGHT

Open Type	Dry Weight	Lenght	Width	Height	Tank Capacity
	kg.	mm.	mm.	mm.	L
AD 220	1800,00	2688,00	1150,00	1624,00	380,00
Canopy	Dry Weight	Lenght	Width	Height	Tank Capacity
	kg.	mm.	mm.	mm.	L
AK 50	2175	3402	1160	1866	380

AD 220

Engine : Doosan
 Alternator : Mecc Alte
 Control System : P 732 control system

1 P 732 control system - Control System



- 1 Menu navigation buttons
- 2 Close mains button
- 3 Main Status and instrumentation display
- 4 Alarm LED's
- 5 Close generator button
- 6 Status LED's
- 7 Operation selecting buttons

2 Devices

DSE, model 7320 Auto Mains Failure control module
 Static battery charger
 Emergency stop push button and fuses for control circuits

3 Construction and Finish

Components installed in sheet steel enclosure. Phosphate chemical, pre-coating of steel provides corrosion resistant surface
 Polyester composite powder topcoat forms high gloss and extremely durable finish
 Lockable hinged panel door provides for easy component access

4 Installation

Control panel is mounted generating set baseframe on robust steel stand or power module.
 Located at side of generating set with properly panel visibility.

5 Generating Set Control Unit

The DSE 7320 control module is a standard addition to our generator sets from 220 kVA upwards and it has been designed to start and stop diesel and gas generating sets that include electronic and non electronic engines. The DSE 7320 includes the additional capability of being able to monitor a mains (utility) supply and is therefore suitable for controlling a standby generating set in conjunction with an automatic transfer switch. The DSE 7320 also indicates operational status and fault conditions, automatically shutting down the generating set and indicating faults by means of its LCD display on the front panel.

Standard Specifications

Microprocessor controlled
 132 x 64 pixel LCD display makes information easy to read
 Front panel programming and also via PC software
 Soft touch membrane keypad and five key menu navigation
 Remote communications via RS232, RS485 and ethernet and SMS messaging
 Event logging (50) showing date and time
 Multiple date and time engine exercise mode and maintenance scheduler
 Engine block heater control.
 Controls; stop, manual, auto, test, start, mute lamp test/transfer to generator, transfer to mains, menu navigation.

AD 220

Engine : Doosan
 Alternator : Mecc Alte
 Control System : P 732 control system

● Instruments

ENGINE
 Engine speed
 Oil pressure
 Coolant temperature
 Run time
 Battery volts
 Engine maintenance due
 GENERATOR
 Voltage (L-L, L-N)
 Current (L1-L2-L3)
 Frequency
 Earth current
 kW
 Pf
 kVAr
 kWh, kVAh, kVArh
 Phase sequence
 MAINS
 Voltage (L-L, L-N)
 Frequency

● Protection Circuits

WARNING
 Charge failure
 Battery under voltage
 Fail to stop
 Low fuel level (opt.)
 kW over load
 Negative phase sequence
 Loss of speed signal
 PRE-ALARMS
 Low oil pressure
 High engine temperature
 Low engine temperature
 Over /Under speed
 Under/over generator frequency
 Under/over generator voltage
 ECU warning
 SHUT DOWNS
 Fail to start
 Emergency stop
 Low oil pressure
 High engine temperature
 Low coolant level
 Over /Under speed
 Under/over generator frequency
 Under/over generator voltage
 Oil pressure sensor open
 Phase rotation
 ELECTRICAL TRIP
 Earth fault
 kW over load
 Generator over current
 Negative phase sequence

● Options

High oil temperature shut down
 Low fuel level shut down
 Low fuel level alarm
 High fuel level alarm
 EXPANSION MODULES
 Editional LED module (2548)
 Expansion relay module (2157)
 Expansion input module (2130)

● Standards

Electrical Safety / EMC compatibility
 BS EN 60950 Electrical business equipment
 BS EN 61000-6-2 EMC immunity standard
 BS EN 61000-6-4 EMC emission standard


● Static Battery Charger

Battery charger is manufactured with switching-mode and SMD technology and it has high efficiency. Battery charger models' output V-I characteristic is very close to square 2405 has fully output short circuit protection and it can be used as a current source. 2405 charger has high efficiency, long life, low failure rate, light weight and low heat radiated in accordance with linear alternatives. The charger is fitted with a protection diode across the output. Charge fail output is available. Connect charge fail relay coil between positive output and CF output. Input: 196-264V. Output: 27,6V 5A or 13,8V 5A.

AD 220

Engine : Doosan
 Alternator : Mecc Alte
 Control System : P 732 control system

AK 50 - Canopy



- 1 Steel structures
- 2 Emergency stop push button
- 3 Control panel is right side of the set.
- 4 Corrosion-resistant locks and hinges
- 5 Sump drains valves
- 6 Sound proof foam material
- 7 Lifting Points

Introduction

Sound-attenuated and Weather-protective Enclosures Sound-attenuated and weather protective enclosures for generating sets from Aksa, meet even the sound requirements and provide optimum protection from inclement weather and development by our specialist acoustic engineers. Our modular designed sound insulated canopies provide ease of access for servicing and general maintenance and interchangeable components permitting on-site repair. Enclosures are designed to optimize genset cooling performance, providing you with confidence that genset ratings and ambient capability.

Standard Specifications

- Compact footprint, low profile design.
- Enclosure, generator set, exhaust system and fuel tank are pre-assembled, pre-integrated and shipped as one package
- Body made from steel components treated with polyester powder coating
- Fire retardant foam insulation
- Easy access to all service points
- Exhaust system inside canopy
- Large doors on each side
- Control panel viewing window in a lockable access door
- Emergency stop push button mounted on enclosure exterior
- Cooling fan and battery charging alternator fully guarded
- Fuel fill and battery can only be reached via lockable access doors.
- Lifting points on the top of canopy and base frame
- Customer options available to meet your applications needs.
- Aksa makes its generating sets' noise level tests in accordance with directive 2000/14/EC validation of the noise level test has been approved by the notified body Szutest

Width	mm.	1160
Length	mm.	3402
Height	mm.	1866
Fuel Tank Capacity	L	380